



Innovative Clinical Development Solutions

Update to RaveX- It's Worth It!

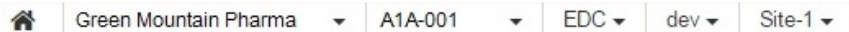
27 June 2018

Diane Siegel

Principal Data Manager

Navigation in RaveX

- Accessing RaveX
 - Log into iMedidata for the client division
 - Click **RaveX EDC**



From left to right, these are:

- **Home page** – Click to return to your iMedidata home page.
- **Client Division** – Displays your current client division, for example, Green Mountain Pharma. Hover to see a list of client divisions you can access; click to go to a client division.
- **Protocol ID** – Displays the current Protocol ID, for example, A1A-001. Hover to see a list of studies you can access; click to change studies. Click **Admin** to change from app user to admin user.
- **App** – Displays the current app, for example, EDC. Hover to see a list of apps you can access; click to change apps within the same study.
- **Environment** – Displays the current environment (prod, dev, uat, train, or other). Hover and click to change environments within the same study and app.
- **Site** – Displays the current site, for example Site-1. Hover and click to change sites within the same app, study, and environment.
- **Subject** - Displays the current subject. Hover and click to change subjects within the same study, environment, and site.

RaveX Icons and Tasks

Importance (1 = Highest, 10 = Least)	Icon	Description
1		Open Query
2		Read Only Opened Query
3		Non-Conformant Data
4		Requires Review
5		Requires Translation
6		Requires Verification
7		Overdue
8		Requires Coding
9		eSignature Required
10		Entered
11		Entering
12		Unsubmitted Form
13		Requires Data Freeze
14		Requires Data Lock
15		Data entry complete Locked

Move to next task after save

Save and Add Another Line



































































































Importance (1 = Highest, 10 = Least)	Icon
1	
2	
3	
4	
5	
6	
7	
8	
9	

RaveX Subject Grid

Enrollment Target Not Entered
Enrolled 5
Completed 0

Filter By Subject Status **Find Subject** View Site Reports

All Statuses

Subject Information	Subject Status	Screening Visit	Randomization Visit	Visit 1	Visit 2	Visit 3	Visit 4	Visit 5
VDS0001	Enrolled		 	 	  			
VDS0006	Screening							
VDS0007	Screening							
VDS002 15 Nov 1992 22 Female	Early Termination		 	  	  	  	  	  
VDS003 27 Sep 1960 54 Female	Enrolled		 	  	  	  	  	  
VDS004 29 Jun 1961 53 Male	Enrolled	 	  	  	  	  	  	
VDS005 18 May 1990 24 Female	Enrolled	 	 	  	  	  	  	  

7 Total 1 of 1
rows per page

RaveX – to Save or Not to Save?

- UAT toggle between roles
- Calendar Icon
- Field level edit checks / dynamics fire prior to saving
- Answering Queries, Reply (no save required)
- Review, verify, freeze (no save required)

RaveX – Why can't I find.....?

- **Welcome Messages** – no longer available
- **CCGs** can be hyperlinked via Form-level Help in Architect
- **Lines Per Page** – cannot be set in profile, use line number selection in the bottom right per screen
- **“Last 10 Subjects” hyperlinks** and **“CRF History”** no longer available
 - use the dropdown Subject list in the new Navigation bar
 - visit matrix and forms available in the left-hand pane

